






# PROFESSIONAL GARAGE EQUIPMENT



## MS60 FITLINE 24" MANUAL DATA INPUT WHEEL BALANCER

Product Code MS60-1

The MS60 wheel balancer features a high brightness display and completely automatic cycle with manual measurement of the offset, diameter and wheel width by the operator. Thanks to the solid chassis the wheel balancer can balance wheels up to 70kg and 26" in diameter.

				
22.8"	43.7"	10" - 26"	1.5" - 20"	70Kg








## SICE FIT LINE FL44A "TILT BACK" TYRE CHANGER 1 PHASE


Product Code MSFL44A-1

Fully Automatic Tyre Changer for passenger vehicles and LGV tyre changing.

- Automatic tyre changer
- 26" internal clamping capacity
- 24" external clamping capacity
- Optional MPT44A Assist arm for run flat and low profile tyres

				
14"	1100mm	24"	11"-24"	13"-26"

SICE have been at the forefront of automotive equipment design, manufacture and supply for over 50 years. Based in Correggio, Reggio Emilia, Italy the SICE brand was founded in 1964 and has continually manufactured Tyre Changers, Wheel Balancers, Alignment systems and Automotive lifts.



## S42E CAR TYRE CHANGER “TILT BACK” AUTOMATIC 1PH GREY

Product Code MS42-1






- Tilt back Automatic Changer
- Up to 22” external clamping
- Double action bead breaker
- Internal clamping up to 25”
- Single Phase power supply

				
12.5”	39”	22”	10 - 22”	13 - 25”

## S43E CAR TYRE CHANGER 1 PHASE 24”


Product Code MS43-1

- Automatic tyre changer
- MPT240/MPT250 and MPT230 assist arms available
- Tilt back vertical column
- 2 speed motor
- Airline gauge included
- Sice patented unique demount head
- New – Now comes with 24” Turntable
- Optional jaw inflation (GP) version available

				
14”	43”	24”	10 - 24”	13 - 26”






SICE have been at the forefront of automotive equipment design, manufacture and supply for over 50 years. Based in Correggio, Reggio Emilia, Italy the SICE brand was founded in 1964 and has continually manufactured Tyre Changers, Wheel Balancers, Alignment systems and Automotive lifts.



## S45 CAR TYRE CHANGER AUTOMATIC 1 PHASE 2 SPEED

Product Code MS45-1






- Fully Automatic Tyre Changer
- MPT250 assist arm available
- 2 Speed Motor
- Patented New Demount Head
- Patented Twist Turn Column
- Available with Jaw inflation (GP)


				
350mm / 13"	1100mm / 43"	22"	11-22"	13 - 25"

## S45TOP TYRE CHANGER WITH ASSIST ARM 1 PHASE

Product Code MS45TOP-1

- Fully automatic tyre changer
- PT250 Side assist arm as standard
- Patented twist / turn Column
- 2 speed motor
- In-Built airline gauge and storage as standard
- Sice patented unique demount head

				
350mm/14"	1100mm/43"	24"	12" - 24"	14" - 27"



## OPTIONAL ASSIST ARMS FOR SICE MACHINERY.

### PT50

Product Code MPT50

The PT50 is a practical and functional Helper device specifically designed to make mounting and demounting operations quicker, more precise and safer.

Capable of working on all types of tyre including ultra low profile and run flat tyres and light alloy wheel.

Can be used on MS42-1 and MS43-1.



### PT230

Product Code MPT230

The PT230 arm offers a more reinforced frame version of the helper arm giving greater rigidity and strength for improved performance under pressure.

Being a bead pressing tool mounted on the right side of the machine, it is applicable to Sice models S42 and S43 with tilting column.



### MPT250

Product Code MPT250

The Patented MPT250 Help arm is to assist in the operator when doing the difficult low profile and run flat tyres. More than that the MPT250 has been conceived by SICE to handle PAX wheels using the optional accessory KPX and also SR wheels with the optional accessory KSR.

Can be used on MS42E-1, MS43E-1 and MS45-1.








**If you would like to discuss the best combinations of equipment for your needs just call our team on the numbers below or speak to your visiting Rep.**

Auto4 also offer a wide range of built to order Tyre Changers in the SICE range.

Leverless equipment and manufacturer approved machines such as the MS300BMW, gives dealerships the equipment they need.

## S45TL LEVER LESS TYRE CHANGER WITH HELP ARM – 1 PHASE






Product Code MS45TL-1


		
350mm/14"	1100mm/43"	
		
24"	12" - 24"	14" - 27"



## S200 1PH LEVER LESS, PNEUMATIC, FULLY AUTOMATIC, TYRE CHANGER






Product Code MS200-1

		
15"	45"	
		
12"-30"	Centre Clamp	Centre Clamp



## S300 1PH LEVER LESS, HYDRAULIC, FULLY AUTOMATIC, TYRE CHANGER






Product Code MS300BMW

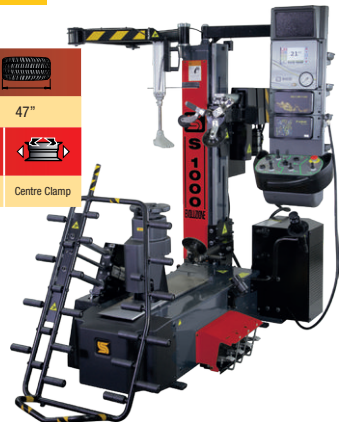
		
16.5"	49"	
		
12"-34"	Centre Clamp	Centre Clamp



## S1000 EVOLUTION PL VISUAL (PREMIUM WHEEL LIFTER & BEAD PRESS)

Product Code MS1000APL-1

		
16"	47"	
		
13"-32"	Centre Clamp	Centre Clamp



Speak to one of our sales team for more information on the following equipment.

## PROMONT 924

Product Code MP924R-3

### 3 steps


Clamping step 1: 145 – 180 mm

Clamping step 2: 185 – 220 mm

Clamping step 3: 255 – 290 mm




Maximum wheel diameter: 1350 mm

Maximum wheel width: 680 mm



## S50A MOBILE COMMERCIAL TYRE CHANGER C/W GENERATOR & COMPRESSOR

Product Code MS50A-3




	38"
	53"
	14"-26"




## ALSO AVAILABLE...

### S53 UNIVERSAL TRUCK TYRE CHANGER 3PH

Product Code MS53-3

	30"
	63"
	14"-26"



### S55A TRUCK T/CHANGER ARM VERSION

Product Code MS55-3

	47"
	102"
	14"-46"








Take a look through our range of wheel balancers from Fitline as well as SICE. Quality wheel balancers from Italian manufacturers with a long standing history in the market.

## MS62E WHEEL BALANCER

Product Code MS62E-1

Electronic display wheel balancer for passenger vehicles and LGV. High performance digital wheel balancer with latest generation software solutions.

- Heavy Duty 40mm Shaft
- 2 years Parts and Labour warranty
- Compact Footprint for those smaller spaces.
- Hidden Spoke Program

				
600mm 23.6"	117mm 44"	1.5" - 20"	1.5" - 20"	75kg









## MS63E PROFESSIONAL WHEEL BALANCER

Product Code MS63E-1

Professional balancer for car and light commercial vehicles. High Specification with Laser, Sonar and LED illumination of the rim as standard.

- Laser Pointer for Accurate adhesive Weight Placement at 6'oclock
- 2 Years Parts and Labour Warranty
- LED to illuminate work space
- Automatic Program switching
- Sonar Auto measuring as standard

				
23.6"	44"	10" - 28"	10" - 28"	75kg






## MS65E PROFESSIONAL WHEEL BALANCER

Product Code **MS65EC-1**

Professional balancer for car and light commercial vehicles. High Specification with Laser, Sonar and LED illumination of the rim as standard.

- Laser Pointer for Accurate adhesive Weight Placement at 6'oclock
- 2 Years Parts and Labour Warranty
- LED to illuminate work space
- Automatic Program switching
- Sonar Auto measuring as standard
- Wide Screen Monitor with High resolution Graphics and Dedicated Software.

				
23.6"	44"	10" - 28"	1.5" - 20"	75kg




## S76C TOUCH SCREEN TOUCHLESS WHEEL BALANCER

Product Code **MS76C-1**

Weight Reduction & Electromechanical Quick Clamping

- Touch screen and contactless
- No manual operations
- One of the fastest on the market
- Measures wheel dimensions High precision laser sensors
- Hidden Weight 2.0
- 22" Colour Touch screen

				
23.6"	44"	10" - 28"	1.5" - 20"	75kg



## A92 3D WHEEL ALIGNER

Product Code **MSALIGN92**

This next generation A92 wheel aligner by one of the world's largest equipment manufacturers uses "next generation" cameras with HiQ Lenses. 2 cameras "grab" the high resolution image from the target plates and quickly display the data.

Intuitive 2-key operation with easy accessible tutor, quick, easy and user friendly software allow for super quick operation with live graphic indications.

The cabinet is located on the vertical tower and allows for the computer and keyboard to be stored away leaving a clear floor space.

Optional versions can be wall mounted using the special bracket with a wall mounted cabinet.

### STANDARD ACCESSORIES:

- Steering wheel clamp
- Mouse & Keyboard
- 10" to 26" (with adaptor) wheel clamps with passive high resolution targets
- Brake pedal depressor
- Colour printer
- LCD Colour monitor

### OPTIONAL ACCESSORIES:

- Practical trolley for storing the wheel clamps and passive targets
- Lift drive on assist by remote camera
- Romess gauge
- Cal one touch



## A926 CCD PROFESSIONAL WHEEL ALIGNER

Product Code **MSALIGN926**

8 camera computerised wheel aligner with "CCD/Radio" Transmission, Light heads for ease of use. Attractive wheeled cabinet with storage for printer, computer and wheel clamps.

### STANDARD ACCESSORIES:





- 2.4 GHz, PC "Windows" operating
- LCD colour 19" monitor
- Updatable data bank with over 20.000 vehicles
- Charging on cable
- 10" to 26" wheel clamps
- Steering wheel clamp
- Brake pedal depressor
- Colour Printer / scanner
- Mouse
- Keyboard
- Exact wheel alignment software




## PQC 40 W CT

Product Code **MLIFT4P2**

A four Post, 4t, "wide" wheel alignment lift that can be used with all Current 3D Wheel alignment systems. Comes Complete with recessed Front turn plates and built in rear slips. In Built platform Scissor lifts available as an optional extra.





			
4000kg	180mm	1960mm	5100mm



## PDC 40N CEL

Product Code **MLPDC32NCEL**

A supreme quality 2 post 4000kg twin motor electro mechanical lift. Standard version with overhead cables and without H frame allowing for a smooth transition making this lift ideal for heavy work including wheel service, engine change & gearbox service.





			
4000kg	85mm	1925mm	2755mm



## PDC 30

Product Code **MLIFT2P2**

2 post 3000kg Electro mechanical lift with H frame base, ideal for wheel service. With high rigidity columns, Double guide chain and protected limit switches this lift is super strong and reliable.

			
3000kg	99mm	1945mm	2560mm

# MOBILE TYRE FITTING

## COMPLETE MOBILE SOLUTION



### SICE MS41 E 12V DC SEMI-AUTOMATIC SWING-ARM TYRE CHANGER

Product Code MS41E-12V

This user friendly 12v DC tyre changer is perfect for mobile service, with 22" outside clamping and super strong and ultra-reliable 12v DC motor this machine makes short work of the toughest tyres fitments. Normally supplied with the BPL left hand, side assist arm. A versatile tool at an extremely competitive price. Available in Air operated and 1ph Versions.

305mm/12"	980mm/43"	22"	11" - 22"	13" - 25"



### SICE MS606 12V HAND SPIN COMPACT WHEEL BALANCER WITH DIGITAL DISPLAY

Product Code MS606M-12V



### ERP AS30 P / ES PETROL COMPRESSOR

Product Code MHWP25/200



British built and powered by a 11hp petrol electric start engine. 150lt receiver and 150psi max pressure, supplied with rubber mounts as standard. A real workhorse.

Conceived for mobile wheel service units or usage where space is limited, this extremely easy to use hand spin machine needs just a 12volt supply to operate. Manual brake and 11 balancing programmes for steel and alloy passenger car, van and motorcycle wheels. Complete with special OPT and Hidden Weight programmes.

500mm 19.7"	900mm 35"	10" - 24"	1.5" - 20"	65kg

The company reserve the right to alter the technical specification at an time. Images for illustration purposes subject to change without notice

Nottingham  
01623 727360

Oxford  
01235 854027

sales@auto4.co.uk  
www.auto4.co.uk